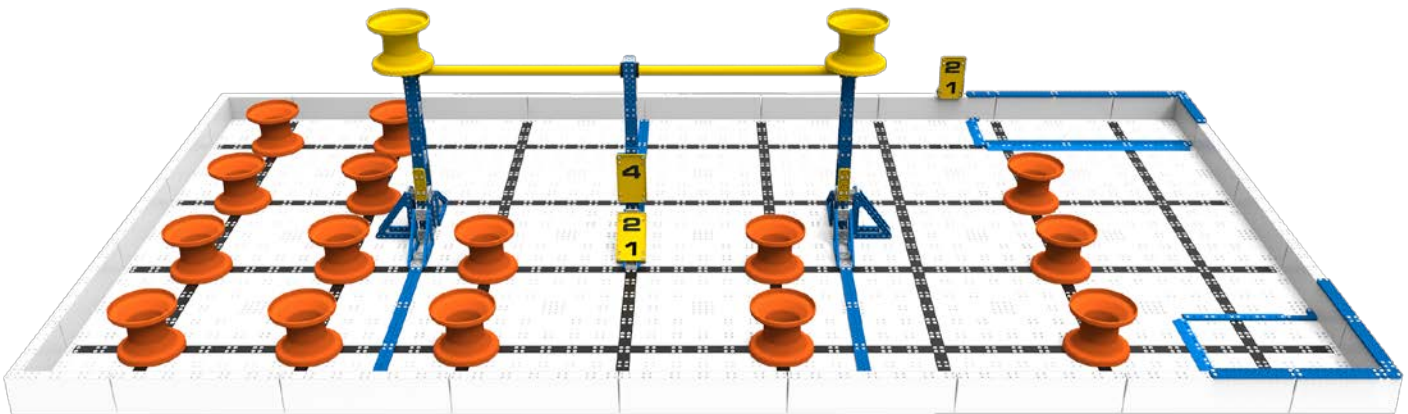




VEX **IQ**
CHALLENGE
NEXT LEVEL

Game Manual






TABLE OF CONTENTS

THE GAME	3
ROBOT INSPECTION	15
THE EVENT	21
TEAMWORK CHALLENGE	22
ROBOT SKILLS CHALLENGE	24



The Game



Game Description

Matches are played on a field set up as illustrated in the figures throughout. The **Robot Skills Challenge** and the **Teamwork Challenge** use the exact same field and set up.

In the Teamwork Challenge, an *Alliance* of two (2) *Robots*, operating under driver control, work together in each *Match*.

In the Robot Skills Challenge, one (1) *Robot* attempts to score as many points as possible. These matches consist of *Driving Skills Matches*, which will be entirely driver controlled, and *Programming Skills Matches*, which will be autonomous with limited human interaction.

The object of the game is to attain the highest score by *Scoring Hubs* in *Building Zones*, by *Removing Hubs* from the *Hanging Structure*, and by *Hanging Robots* at the end of the *Match*.

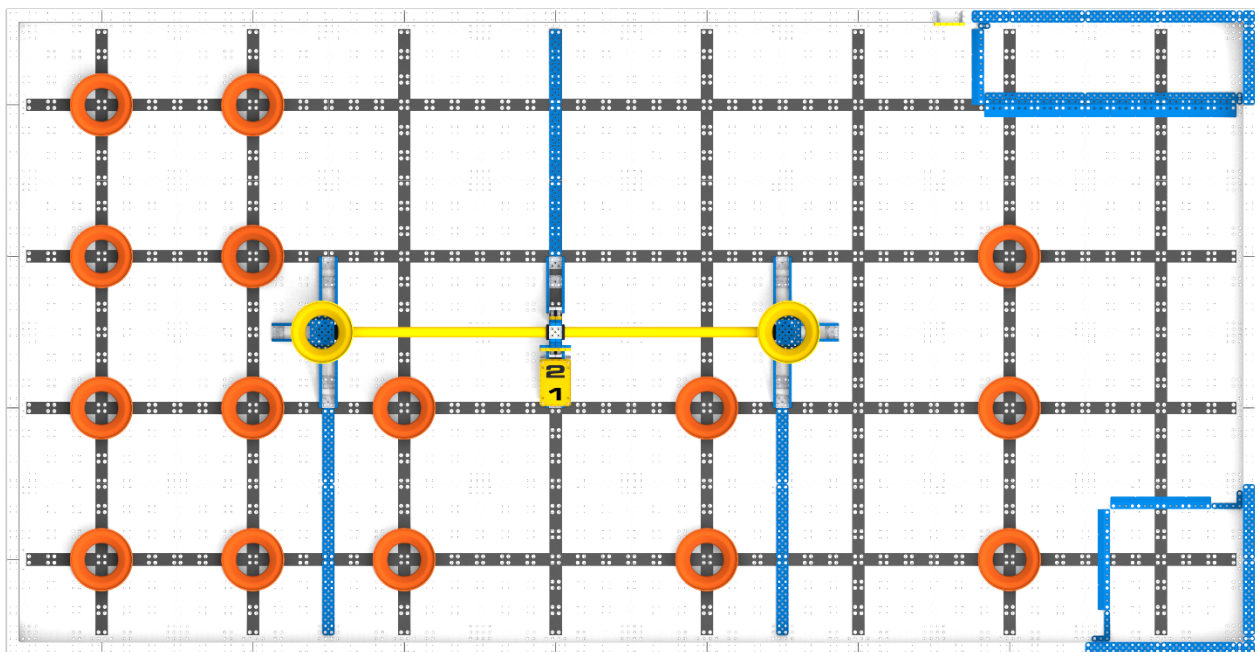



Figure 1 – Starting Configuration of the Field

VEX IQ Challenge Next Level – Game Manual



Each **VEX IQ Challenge Next Level Match** includes the following:

- Seventeen (17) *Hubs*
 - Fifteen (15) *Standard Hubs* that start on the *Floor*
 - Two (2) *Bonus Hubs* that start atop the *Hanging Structure*
- Two (2) *Building Zones*
- One (1) *Hanging Bar*
- One (1) *Parking Zone*

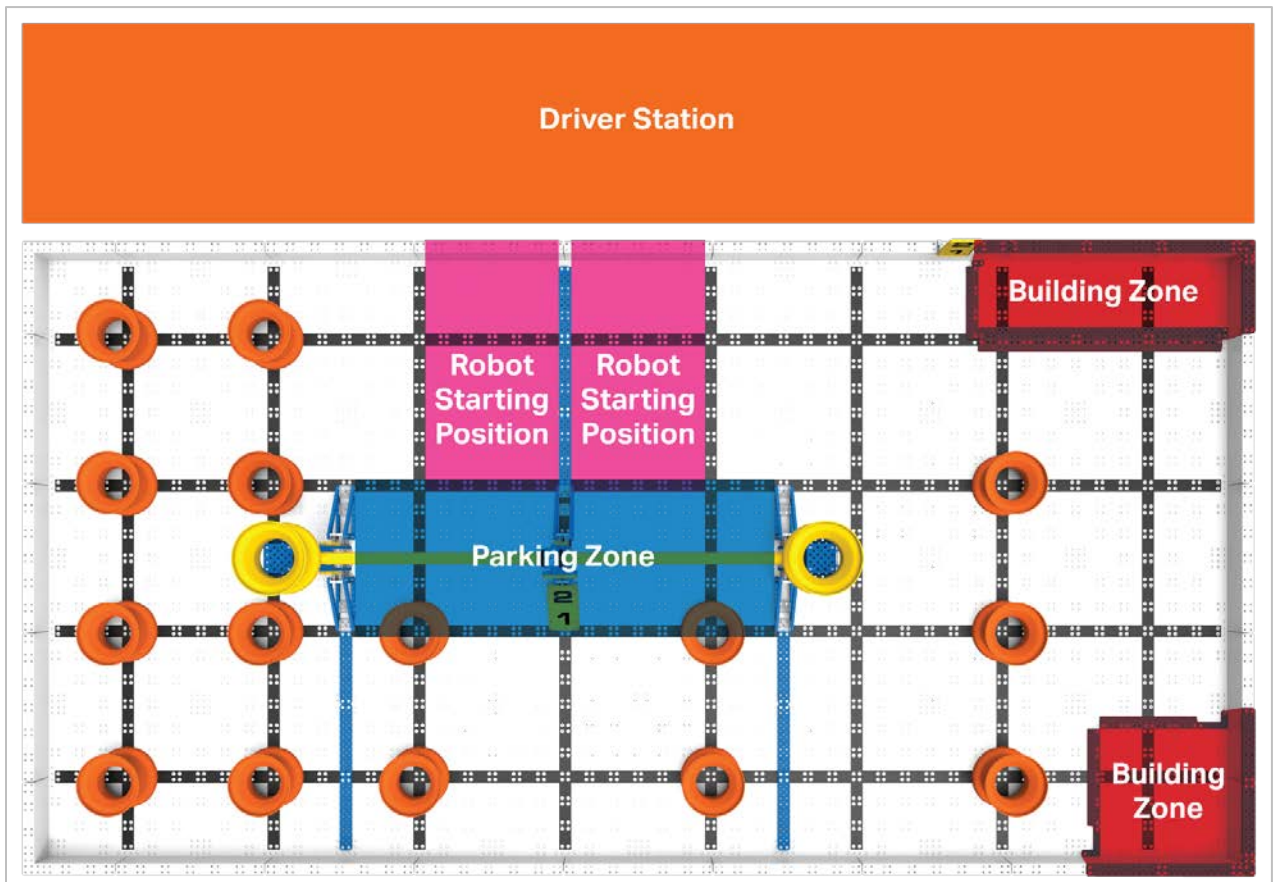


Figure 2 – Overhead view of the Field. The Starting Positions, Building Zones, Parking Zone, and Driver Station are highlighted.



Game Definitions

Alliance – A pre-assigned grouping of two (2) *Teams* that are paired together during a given *Teamwork Match*.

Alliance Score – Points scored in a *Teamwork Match* awarded to both *Teams*.

Autonomous – A *Robot* that is operating and reacting only to sensor inputs and to commands pre-programmed by the *Students* into the *Robot* control system. The *Robot* is operating without input from a VEX IQ Controller.

Barrier – The blue and/or white VEX IQ parts that outline the *Building Zones*. See Figures 2 and 3.

Bonus Hub – One of two (2) yellow *Hubs* that begin the *Match* on *Bonus Pegs*.

Bonus Peg – One of two (2) pegs built out of VEX IQ pieces on the top of the *Hanging Structure*, where *Bonus Hubs* start the *Match*. *Bonus Hubs* can be *Removed* by *Robots* to earn points.

Building Zone – One of the two (2) infinitely tall 3-dimensional volumes on the corners of the *Floor* bordered by the *Floor* and the *Barriers*. The *Barriers* are part of the *Building Zone*. See Figure 3.

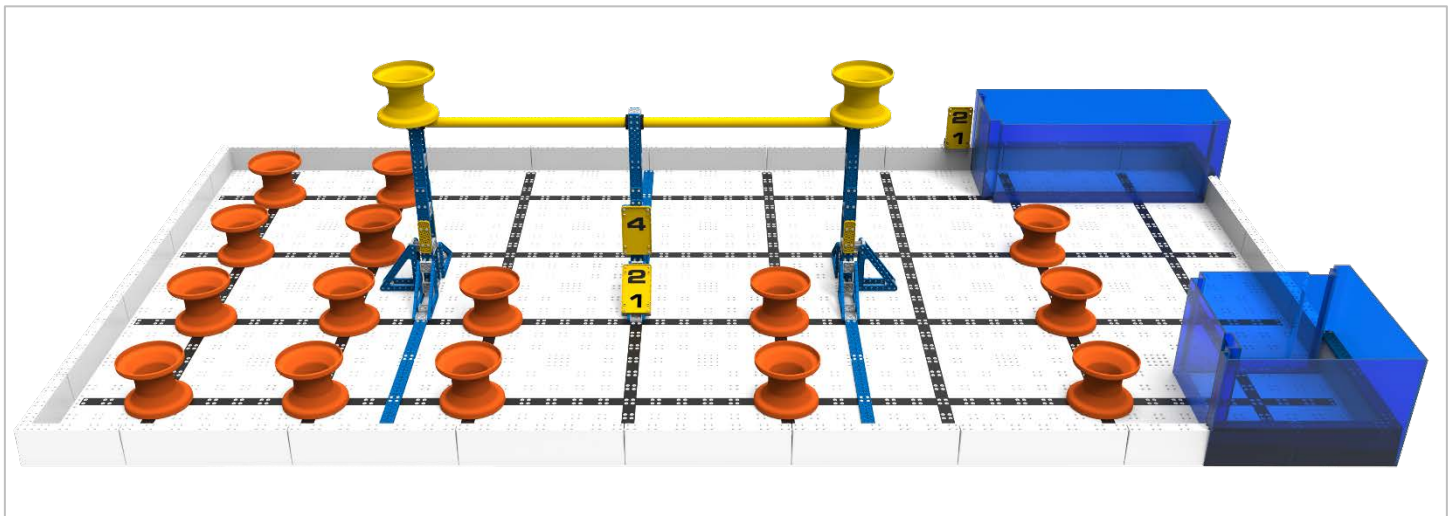


Figure 3 – View of the field depicting the two *Building Zones*. These 3D volumes extend infinitely upwards.

Disablement – A penalty applied to a *Team* for a rule violation. During *Disablement*, a *Team* is no longer allowed to operate their *Robot*, and the *Drivers* will be asked to place their Controller on the ground. A *Disablement* is not the same as a *Disqualification*.

VEX IQ Challenge Next Level – Game Manual



Disqualification – A penalty applied to a *Team* for a rule violation. A *Team* that is *Disqualified* in a *Match* receives zero (0) points. If a *Team* is *Disqualified* in a *Match*, the Head Referee will notify the *Team* of their violation at the end of the *Match*. At the Head Referee's discretion, repeated violations and *Disqualifications* for a single *Team* may lead to *Disqualification* for the entire event.

Driver – A *Student* team member responsible for operating and controlling the *Robot*.

Driver Controlled – A *Robot* operating under the control of a *Driver*.

Driving Skills Match – A *Driver Controlled* period that is sixty seconds (1:00) long with only one (1) *Robot* on the *Field*.

Driver Station – The region behind the *Field*, where the *Drivers* must remain during their *Match* unless legally interacting with their *Robot*.

Field – The entire playing field, including the field perimeter and field tiles.

Field Element – The field perimeter, *Floor*, *Hanging Bar*, *Hanging Structure*, *Building Zones*, *Barriers*, and any other supporting structures.

Floor – The part of the playing field that is within the field perimeter.

Hanging Bar – The horizontal yellow PVC pipe in the center of the *Field*. The *Hanging Bar* is 16" (406.4mm) high, 34" (863.6mm) wide, and 0.86" (21.84mm) in diameter.

Low Hanging – A *Robot* is *Low Hanging* if it is contacting the *Hanging Bar*, not contacting the *Floor*, and not *Supported* by any *Hubs*. Referees can check to see if a *Robot* is *Low Hanging* by sliding a piece of paper between the *Robot* and the *Floor*, and can check to see if a *Robot* is supported by any *Hubs* by gently removing the *Hub* in question.

High Hanging – A *Robot* is *High Hanging* if it is contacting the *Hanging Bar*, is not supported by any *Hubs*, and is completely above a horizontal plane that is the height of an upright *Hub* above the *Floor* (roughly 4.0" or 101.6mm). Referees can check to see if a *Robot* is *High Hanging* by sliding a *Hub* underneath it, or by comparing its height to the bottom of the yellow decorative "4" plate on the *Hanging Structure*. Referees can check to see if a *Robot* is supported by any *Hubs* by gently removing the *Hub* in question. A *High Hanging Robot* does not also count as a *Low Hanging Robot*.





Figure 4 (left) – Example of a Low Hanging Robot. Note that the Robot is off of the Floor, but below the bottom edge of the decorative “4” plate.
Figure 5 (right) – Example of a High Hanging Robot. Note that the Robot is above the bottom edge of the decorative “4” plate.

Hanging Structure – The structure made of VEX IQ parts in the center of the *Field* that supports the *Hanging Bar*. The *Bonus Pegs* and decorative plates used to judge *High* or *Low Hanging Robots* are part of the *Hanging Structure*.

Hub – A hollow cylindrical plastic scoring object that can be manipulated by *Robots* and Scored in the *Building Zone*. *Hubs* are roughly 4.0” (101.6mm) tall, with a diameter of 5.0” (127mm) at their widest point, a diameter of 2.84” (72mm) at their narrowest point, and weigh roughly 0.187 lb (85 g).

Match – A *Driving Skills Match*, *Programming Skills Match*, or *Teamwork Match*.

Parked – A *Robot* is considered *Parked* if it is contacting the *Parking Zone*.

Parking Zone – The area of the *Floor* underneath the *Hanging Bar* bordered by the *Hanging Structure* and the black lines that run parallel to the *Hanging Bar*. The black lines are part of the *Parking Zone*; the *Hanging Structure* itself is not part of the *Parking Zone*. See Figure 2.

Programming Skills Match – An *Autonomous* period that is sixty seconds (1:00) long with only one (1) *Robot* on the *Field*.

Removed – A *Bonus Hub* is considered *Removed* from its *Bonus Peg* if the *Bonus Hub* is not contacting the *Bonus Peg* at the end of the *Match*.

Robot – Anything that has passed inspection that a *Team* places on the *Field* prior to the start of a *Match*.



Scored – A Hub that is *Low Scored* or *High Scored*.

Low Scored – A Hub is *Low Scored* at the end of a *Match* if it meets the following criteria:

1. The *Hub* is contacting a *Barrier* or the *Floor* inside of a *Building Zone*.
2. The *Hub* is not contacting the *Floor* outside of a *Building Zone*.
3. The *Hub* is not contacting a *Robot*.

Note: A maximum of four (4) *Hubs* can be *Low Scored* in each *Building Zone*.

High Scored – A Hub is *High Scored* at the end of a *Match* if it meets the following criteria:

1. The *Hub* is within a *Building Zone*.
2. The *Hub* is not contacting the *Floor* or a *Barrier*.
3. The *Hub* is contacting at least one *Scored Hub*.
4. The *Hub* is not contacting a *Robot*.

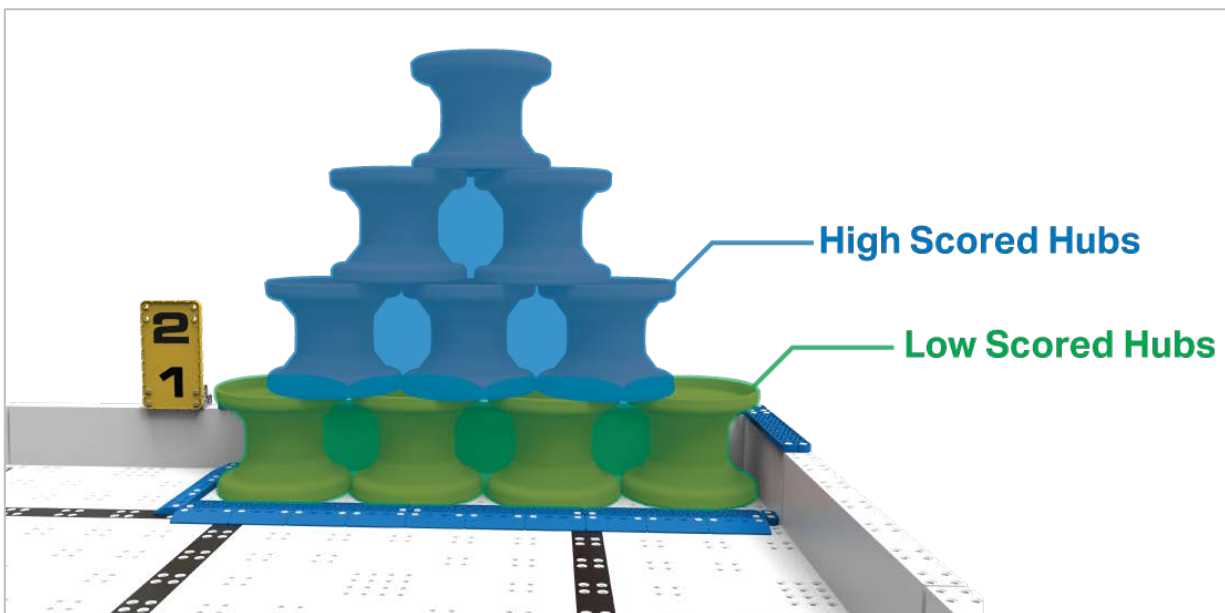



Figure 6 – Examples of *Low Scored* (green) and *High Scored* (blue) Hubs

Skills Match – A *Driving Skills Match* or *Programming Skills Match*.

Starting Positions – The two (2) designated 11" x 20" spots on the field where *Robots* must start the *Match*. *Starting Positions* are bounded by the inner edges of the long black lines, outer edge of the short black line, and the top most outer edge of the field perimeter. See Figures 2 and 7.

VEX IQ Challenge Next Level – Game Manual




Student – Anyone born after April 30, 2005 (age 13 or lower) or enrolled in grade 8 or lower on April 30, 2019. Anyone enrolled in grade 9 on April 30, 2019 is only eligible to participate on a VEX IQ Challenge team when enrolled in a middle school or district, which includes grade 8, but not grade 10. **Students are the individuals who design, build, repair, and program the Robot with minimal adult assistance.**

- **Elementary School Student** - A Student enrolled in grade 5 or lower, or enrolled in grade 6 in a school which includes grade 5, but not grade 7 (e.g., K-6, 2-6, 3-6, 4-6, 5-6).
- **Middle School Student** – Any eligible Student that is not an *Elementary School Student*.

Team – Two or more *Students* make up a team. A *Team* is classified as an *Elementary School Team* if **all** members are *Elementary School Students*. A *Team* is classified as *Middle School* if **any** members are *Middle School Students*. *Teams* may be associated with schools, community/youth organizations, or a group of neighborhood *Students*.

Teamwork Match – A *Driver Controlled* period that is sixty seconds (1:00) long with one (1) *Alliance* on the *Field*.



VEX IQ Challenge Next Level Game Rules

Scoring

- A Hub that is Low Scored in a Building Zone is worth one (1) point.
- A Hub that is High Scored in a Building Zone is worth two (2) points.
- A Bonus Hub that is Removed from its Bonus Peg is worth one (1) point.
- A Bonus Hub that is Low Scored in a Building Zone is worth two (2) points.
- A Bonus Hub that is High Scored in a Building Zone is worth four (4) points.
- A Parked Robot is worth one (1) point.
- A Low Hanging Robot is worth two (2) points.
- A High Hanging Robot is worth four (4) points.

Safety Rules

<S1> If, at any time, the *Robot* operation or *Team* actions are deemed unsafe or have damaged any *Field Elements* or *Hubs*, the offending team may be *Disabled* and/or *Disqualified* at the referees' discretion. The *Robot* will require re-inspection before it may again take the field.

General Game Rules

<G1> **Treat everyone with respect.** All *Students* and adults associated with a *Team* are expected to conduct themselves in a respectful and positive manner while participating in the VEX IQ Challenge. If *Team* members are disrespectful or uncivil to staff, volunteers, or fellow teams at an event, the team may be *Disqualified* from their current or upcoming *Match*. Judges may also consider team conduct and ethics when determining awards.

In all aspects of the VEX IQ Challenge program, the *Students* make the decisions and do the work with adult mentorship. The VEX community prides itself on being a positive learning environment where no one is bullied, harassed, or berated. *Teams* avoid placing unnecessary stress upon students and/or event volunteers; instead, challenging situations are viewed as teachable moments to model positive behaviors and good sportsmanship.

This rule exists alongside the REC Foundation Code of Conduct. Violation of the Code of Conduct can be considered a violation of <G1> and can result in *Disqualification* from a current *Match*, an upcoming *Match*, an entire event, or (in extreme cases) an entire competition season. The Code of Conduct can be found at <https://www.roboticseducation.org/competition-teams/vex-iq-challenge/>.

VEX IQ Challenge Next Level – Game Manual



<G2> VEX IQ is a student-centered program. Adults may assist *Students* in urgent situations, but adults should never work on or program a *Robot* without *Students* on that *Team* being present and actively participating.

<G3> Use common sense. When reading and applying the various rules in this document, please remember that common sense always applies in the VEX IQ Challenge.

<G4> Pre-match setup. At the beginning of a *Match*, each *Robot* must meet the following criteria:

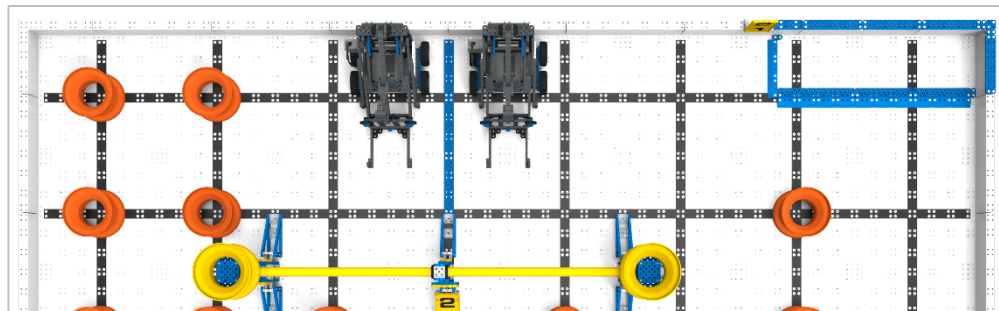


Figure 7 – Example of two Robots in legal Starting Positions.

1. Only be contacting the *Floor*.
2. Fit within an 11" x 20" area, bounded by the *Starting Position*.
3. Be no taller than 15".

An offending *Robot* will be removed from the *Match* at the Head Referee's discretion. They will not receive a *Disqualification*, but they will not be permitted to play in the *Match*.

<G5> Expansion is limited during a Match. During the *Match*, *Robots* may not expand beyond an 11" x 20" area. However, *Robots* are permitted to expand beyond the 15" high starting requirement.

Violations of this rule will result in a warning for minor offenses that do not affect the *Match*. Major and/or score affecting offenses will result in a *Disqualification*. *Teams* who receive multiple warnings may also receive a *Disqualification* at the Head Referee's discretion.

<G6> Drivers switch Controllers midway through the Match. Each team shall include two *Drivers*. *Teams* with only one *Student* in attendance at an event are granted an allowance to use another qualified *Driver* from the event. No *Driver* may fulfill this role for more than one *Team*.

During a *Match*, *Robots* may only be operated by the *Drivers*. No *Driver* shall operate a *Robot* for more than thirty-five (:35) seconds. The two *Drivers* must switch their controller between twenty-five (:25) seconds and thirty-five (:35) seconds remaining in the *Match*. The second *Driver* may not touch his/her *Team's* controls until the controller is passed to him/her. Once the controller is passed, the first *Driver* may no longer touch his/her *Team's* controls.

VEX IQ Challenge Next Level – Game Manual



Violations of this rule will result in a warning for minor offenses that do not affect the *Match*. Score affecting offenses will result in a *Disqualification*. *Teams* who receive multiple warnings may also receive a *Disqualification* at the Head Referee's discretion.

<G7> Only Drivers, and only in the Driver Station. During a *Match*, *Drivers* must remain in their *Driver Station*, except when legally interacting with their *Robot* as per <G16>. *Drivers* are not allowed to use any communication devices during their *Match*. Devices with communication features turned off (e.g. a phone in airplane mode) are allowed.

<G8> Hands out of the Field. *Drivers* are prohibited from making intentional contact with any *Field Element* or *Robots* during a *Match*, except for the allowances in <G16>. Any intentional contact may result in a *Disqualification*. Accidental contact will not be penalized. However, accidental contact which affects the score of the *Match* may result in a *Disqualification* at the Head Referee's discretion.

<G9> Keep Hubs in the Field. *Hubs* that leave the *Field* during a *Match* will not be returned.

<G10> When it's over, it's over. Scores will be calculated for all *Matches* immediately after the *Match* is complete and once all objects on the *Field* come to rest. Any *Scoring*, *Removing*, *Parking*, or *Hanging* that takes place after the *Match* due to *Robots* continuing to drive will not count.

- a. Referees or other event staff are not allowed to review any videos or pictures from the *Match*.
- b. If there is a concern regarding the score of a *Match*, only the *Drivers* from that *Match*, not an adult, may share their questions with the referee.

<G11> Keep your Robot together. *Robots* may not intentionally detach parts or leave mechanisms on the *Field* during any *Match*. If an intentionally detached component or mechanism affects game play, the *Team* may be *Disqualified* at the Head Referee's discretion.

<G12> Don't clamp your Robot to the field. *Robots* may not grasp, grapple, or attach to any *Field Elements* other than the *Hanging Bar*. Strategies with mechanisms that react against multiple sides of a *Field Element* (other than the *Hanging Bar*) in an effort to latch or clamp onto said *Field Element* are prohibited.

The intent of this rule is to prevent *Robots* from unintentionally damaging the *Field* or from anchoring themselves to the *Field*. Minor violations of this rule that do not affect the *Match* will result in a warning. Score affecting offenses will result in a *Disqualification*. *Teams* that receive multiple warnings may also receive a *Disqualification* at the Head Referee's discretion.

VEX IQ Challenge Next Level – Game Manual



Note: While the *Hanging Bar* is excluded from this rule, the *Hanging Structure* is not. Incidental contact with the *Hanging Structure* while *Hanging* will not be penalized, but *Teams* are not permitted to grapple, clamp, or attach to the *Hanging Structure*.

<G13> Let go of Hubs after the Match is over. *Robots* must be designed to permit easy removal of *Hubs* from their *Robot* without requiring that the *Robot* have power or remote control after the *Match* is over.

<G14> Be prepared for minor field variance. Field tolerances may vary by as much as ± 1 " unless otherwise specified. *Teams* must design *Robots* accordingly.

<G15> Replays are allowed, but rare. *Match* replays are at the discretion of the Event Partner and Head Referee, and will only be issued in the most extreme circumstances.

<G16> Handling the Robot mid-match is allowed, under certain circumstances. If a *Robot* goes completely outside the playing field, gets stuck, tips over, or otherwise requires assistance, the *Team's Drivers* may retrieve & reset the *Robot*. To do so, they must:

1. Signal the Referee by placing their VEX IQ Controller on the ground.
2. Move the *Robot* to any legal Starting Position.
3. Any *Hubs* in possession of the *Robot* while being handled must be removed from the *Robot* and taken out of play for the remainder of the *Match*.

Note: Any *Hubs* in the Starting Position may be moved out of the *Starting Position*, provided that they are not moved into a *Scored* position and are not moved as part of a strategy to gain an advantage.

This rule is intended so *Teams* can fix damaged *Robots* or help get their *Robots* "out of trouble." It is not intended for *Teams* to use as part of a strategy to gain an advantage during a *Match*. If a Head Referee sees *Teams* strategically exploiting this rule, they may be *Disqualified* from said *Match*.

<G17> Hub control is limited. *Robots* may not directly or indirectly lift or hold more than one (1) *Hub* off of the *Floor* at a time. Pushing, shoving, or plowing multiple *Hubs* along the *Floor*, field perimeter, or *Field Elements* is not considered a violation, as long as these *Hubs* remain in contact with the *Floor*.

Minor, momentary, or incidental violations of this rule that do not affect the *Match* will result in a warning. Score affecting offenses will result in a *Disqualification*. *Teams* that receive multiple warnings may also receive a *Disqualification* at the Head Referee's discretion.



Figure 8 (left) – Example of a Robot holding more than one Hub off of the Floor at once, in violation of <G17>.
Figure 9 (right) – Example of a Robot pushing multiple Hubs that remain in contact with the Floor. This is permitted within <G17>.

<G18> This manual will have three scheduled updates. All rules in this manual are subject to changes, and not considered official until August 17th, 2018. There will also be scheduled manual updates on June 15th, 2018 and April 5th, 2019. While we do not expect there to be major changes outside of these scheduled updates, *Teams* are strongly encouraged to review the VEX IQ Forum and/or the Q&A system (see <G20>) for rule updates and clarifications: www.vexiqforum.com

- a. The Game Design Committee reserves the right to make changes to this manual in the April 5th, 2019 release specifically for the VEX Robotics World Championship. The specific item that will be considered for changes is the number of *Hubs* on the *Field*.

<G19> The Q&A system is an extension of this Game Manual. All *Teams* must adhere to all VEX IQ Challenge Rules as written and must abide by the stated intent of the rules. Every *Team* has the opportunity to ask for official rules interpretations in the VEX IQ Challenge Question & Answer System. All responses in this Q&A system should be treated as official rulings from the VEX IQ Challenge Game Design Committee, and they represent the correct and official interpretation of the VEX IQ Challenge Rules. The Q&A system is the only source for official rulings and clarifications. The Q&A system can be found at the following URL:

<https://www.robotevents.com/VIQC/2018-2019/QA>



Robot Inspection



Description

Every *Robot* will be required to pass a full inspection before being cleared to participate in the Challenge. This inspection will ensure that all *Robot* rules and regulations are met. Initial inspections will typically take place during team registration/practice time. Every *Team* should use the rules below as a guide to pre-inspect their *Robot* and ensure that it meets all requirements.

Definitions

Robot – An operator controlled vehicle designed and built by a VEX IQ Challenge team to perform specific tasks on the *Field*. The *Robot* may be constructed using only the VEX IQ platform parts and mechanical/structural components from the VEX Robotics by HEXBUG product line. No other parts will be allowed on the *Robot*. Prior to participating in matches, each *Robot* will be required to pass an inspection. Additional inspections may be required at the discretion of event personnel.

Inspection Rules

<R1> The *Team's Robot* must pass inspection before being allowed to participate in any *Matches*. Noncompliance with any *Robot* design or construction rule may result in *Disqualification* of the *Robot* at an event.

- a. If significant changes are made to a *Robot*, it must be re-inspected before it will be allowed to participate in a *Match*.
- b. If a robot has multiple functional configurations, all possible configurations must be inspected before being used in competition.
- c. *Teams* may be requested to submit to random inspections by event personnel during the event. Refusal to submit will result in *Disqualification*.
- d. Referees or inspectors may decide that a *Robot* is in violation of the rules. In this case, the *Team* in violation will be *Disqualified* and the *Robot* will be barred from the *Field* until it passes re-inspection.

<R2> Only one (1) *Robot* will be allowed to participate per *Team* in the VEX IQ Challenge. Though it is expected that *Teams* will make changes to their *Robot* at the event, a *Team* is limited to only one (1) *Robot*, and a given *Robot* may only be used by (1) *Team*. The VEX IQ system is intended to be a mobile robotics design platform. As such, a VEX IQ Challenge *Robot*, for the purposes of the VEX IQ Challenge, has the following subsystems:

VEX IQ Challenge Next Level – Game Manual



Subsystem 1: Mobile robotic base including wheels, tracks, or any other mechanism that allows the *Robot* to navigate the majority of the flat playing *Field* surface. For a stationary *Robot*, the robotic base without wheels would be considered Subsystem 1.

Subsystem 2: Power and control system that includes a VEX IQ legal battery, a VEX IQ control system, and associated Smart Motors for the mobile robotic base.

Subsystem 3: Additional mechanisms (and associated Smart Motors) that allow manipulation of *Hubs* or navigation of *Field* obstacles.

Given the above definitions, a minimum *Robot* for use in any VEX IQ Challenge event (including Skills Challenges) must consist of subsystem 1 and 2 above. Thus, if you are swapping out an entire subsystem of either item 1 or 2, you have now created a second *Robot* and are no longer legal.

- a. *Teams* may not participate with one *Robot* while a second is being modified or assembled.
- b. *Teams* may not switch between multiple *Robots*. This includes using different robots for *Skills Challenge* and *Qualification / Elimination Matches*.
- c. Multiple *Teams* may not use the same *Robot* during a competition or season.

<R3> To participate in an official VEX IQ Challenge Event, a *Team* must first register on robotevents.com. Upon registering they will receive their VEX IQ Challenge Team Number and two (2) VEX IQ Challenge License Plates. Every *Robot* should have their VEX IQ Challenge License Plates displayed on two opposing sides with their VEX IQ Challenge Team Number clearly written or printed upon it.

- a. The VEX IQ Challenge License Plates are considered a non-functional decoration, and cannot be used as a functional part of the *Robot*.
- b. These number plates must fulfill all *Robot* rules.
- c. License Plates must be clearly visible at all times. For example, License Plates must not be in a position that would be easily obstructed by a *Robot* mechanism during standard *Match* play.



Figure 10 – A VEX IQ Challenge License Plate with a VEX IQ Challenge Team Number written upon it.

VEX IQ Challenge Next Level – Game Manual

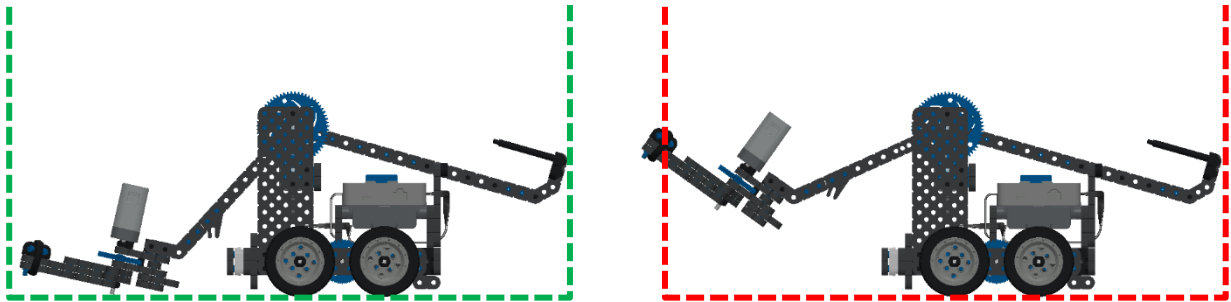


<R4> At the start of each *Match*, the *Robot* must satisfy the following constraints:

- Only contact the *Floor*.
- Fit within an 11" x 20" area, bounded by the *Starting Position*.
- Be no taller than 15".

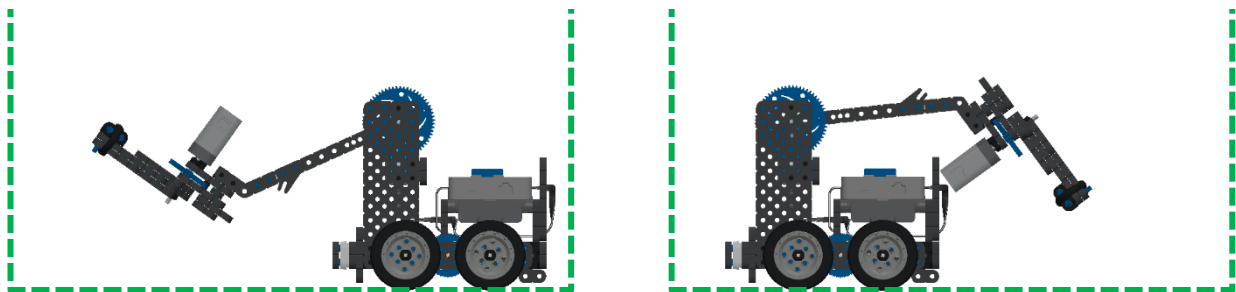
<R5> A *Robot* may not expand beyond its 11" x 20" constraint at any time during the *Match*. However, *Robots* are permitted to expand beyond their 15" starting height constraint at any time during the *Match*.

Note: **The 11" x 20" limit includes the full range of motion by any appendages.** For example, an arm that extends out of these constraints while operating during the *Match* would make the *Robot* illegal.




Figures 11 & 12 – A *Robot* which starts the match with the legal size constraints (left), but becomes too large as the arm rotates (right).

Note 2: The 11" x 20" limit is not restricted to the same orientation or relative position to the *Robot* as the 11" x 20" *Starting Position*. For example, a *Robot* with a mechanism that can extend out of two sides of the *Robot* is legal, so long as the *Robot* never exceeds 11" x 20" at any point during the *Match*.



Figures 13 & 14 – A *Robot* with a mechanism that can extend in multiple directions, but never exceeds the maximum size constraint.

VEX IQ Challenge Next Level – Game Manual



<R6> The starting configuration of the *Robot* at the beginning of a *Match* must be the same as a *Robot* configuration inspected for compliance, and within the maximum allowed size.

- a. *Teams* using more than one *Robot* configuration at the beginning of *Matches* must tell the Inspector(s) and have the *Robot* inspected in its largest configuration(s).
- b. A *Team* may NOT have its *Robot* inspected in one configuration and then place it in an uninspected configuration at the start of a *Match*.

<R7> *Robots* may be built ONLY from Official Robot Components from the VEX IQ product line, unless otherwise specifically noted within these rules.

- a. Official VEX IQ products are ONLY available from VEX Robotics & official VEX Resellers. To determine whether a product is “official” or not, consult www.vexiq.com.
- b. If an Inspector or event official questions whether something is an official VEX IQ component, the *Team* will be required to provide documentation to an Inspector that proves the component’s source. Such types of documentation include receipts, part numbers, or other printed documentation.
- c. Only the VEX IQ components specifically designed for use in *Robot* construction are allowed. Using additional components outside their typical purpose is against the intent of the rule (i.e. please don’t try using VEX IQ apparel, team or event support materials, packaging, *Field Elements*, or other non-robot products on a VEX IQ Challenge *Robot*).
- d. Products from the VEX EDR or VEXpro product line cannot be used for *Robot* construction. Products from the VEX product line that are also cross-listed as part of the VEX IQ product line are legal. A “cross-listed” product is one which can be found in both the VEX IQ and VEX EDR sections of the VEX Robotics website.
- e. Mechanical/structural components from the VEX Robotics by HEXBUG product line are legal for *Robot* construction. However, electrical components from the VEX Robotics by HEXBUG product line are illegal for *Robot* construction.
- f. Official Robotics Components from the VEX IQ product line that have been discontinued are still legal for *Robot* use. However, *Teams* must be aware of <R7a>.
- g. 3D printed components, such as replicas of legal VEX IQ parts or custom designs, are not legal for *Robot* use.

Note: A comprehensive list of legal parts can be found in the VEX IQ Challenge Legal Parts Appendix, at <https://www.vexrobotics.com/vexiq/competition/viqc-current-game> .

VEX IQ Challenge Next Level – Game Manual



<R8> Robots are allowed to use the following additional “non-VEX IQ” components:

- a. Appropriate non-functional decorations, provided that these do not affect the *Robot* performance in any significant way or affect the outcome of the *Match*. These decorations must be in the spirit of the event. Inspectors will have the final say in what is considered “nonfunctional”.
 - i. Any decorations must be backed by legal materials that provide the same functionality, (i.e. if your *Robot* has a giant decal that prevents *Hubs* from falling out of the *Robot*, the decal must be backed by VEX IQ material that also prevents the *Hubs* from falling out).
 - ii. The use of non-toxic paint is considered a legal non-functional decoration. However, any paint being used as an adhesive or to impact how tightly parts fit together would be classified as functional.
- b. Rubber bands that are identical in length and thickness to those included in the VEX IQ product line (#32 & #64).

<R9> Additional VEX IQ products that are released during the season are legal for use.

- a. Some “new” components may have certain restrictions placed on them upon their release. These restrictions will be documented on their VEX IQ product webpage, or in the VEX IQ Legal Parts appendices.

<R10> Robots are limited to ONE (1) VEX IQ Robot Brain.

- a. Robot Brains, microcontrollers, or other electronic components that are part of the VEX Robotics by HEXBUG, VEX EDR, or VEXpro product lines are not allowed.
 - a. The Robot AA Battery Holder (228-3493) is the only exception to this rule, per <R12>.
- b. Robots must use one (1) VEX IQ 900 MHz radio, VEX IQ 2.4 GHz radio, or VEX IQ Smart Radio in conjunction with their VEX IQ Robot Brain.
- c. The only legal method of driving the *Robot* during *Teamwork* and *Driving Skills Matches* is the VEX IQ Controller.

<R11> Robots may use up to six (6) VEX IQ Smart Motors.

- a. Additional motors cannot be used on the *Robot* (even ones that aren’t connected).

<R12> The only allowable sources of electrical power for a VEX IQ Challenge *Robot* is one (1) VEX IQ Robot *Battery* or six (6) AA batteries via the Robot AA Battery Holder (228-3493).

- a. Additional batteries cannot be used on the *Robot* (even ones that aren’t connected).

VEX IQ Challenge Next Level – Game Manual



<R13> Parts may NOT be modified.

- a. Examples of modifications include, but are not limited to, bending, cutting, sanding, or melting.


<R14> The following types of mechanisms and components are NOT allowed:

- a. Those that could potentially damage *Field Elements* or *Hubs*.
- b. Those that could potentially damage other *Robots*.
- c. Those that pose an unnecessary risk of entanglement.

<R15> A *Robot* is deemed successfully inspected when it has been recorded as “passed” by an Inspector and the inspection form has been signed by the Inspector and a *Student Team* member.

<R16> *Teams* must be prepared to play when they bring their *Robots* to the *Field*. For example, *Teams* should ensure that their batteries are charged and their VEX IQ Controller is paired with their *Robot* before placing the *Robot* on the *Field*.

<R17> *Teams* should make sure that their VEX IQ firmware (VEXos) is up to date. *Teams* can download the latest version of VEXos at www.vexiq.com/vexos.



The Event

Description

The VEX IQ Challenge will consist of:

- Teamwork Challenge
 - Each Teamwork Challenge *Match* consists of two *Teams*, operating as an *Alliance*, to score points. The Teamwork Challenge may include *Practice*, *Qualifying*, and *Finals Matches*. After the *Qualifying Matches*, *Teams* will be ranked based on performance.
 - Typically, the top *Teams* will then participate in *Finals Matches* to determine the Teamwork Challenge champions. The number of *Teams* participating in the *Finals Matches* is determined by the Event Partner.
- Robot Skills Challenge
 - In this challenge, *Teams* will compete in sixty second (1:00) long *Matches* in an effort to score as many points as possible. These *Matches* consist of *Driving Skills Matches*, which will be entirely *Driver* controlled, and *Programming Skills Matches*, which will be autonomous (no VEX IQ Controller) with limited human interaction.
 - Each *Match* will consist of only one *Robot*.

Awards may be given to top *Teams* in each format, as applicable. Awards may also be given for overall performance in the judged criteria. Please review the Awards Appendix for more details, available in the VEX IQ Challenge Next Level section of www.vexrobotics.com or www.roboticseducation.org.


Definitions

Disqualification – A penalty applied to a *Team* for a rule violation. A *Team* that is *Disqualified* in a *Match* receives zero (0) points. If a *Team* is *Disqualified* in a *Match*, the Head Referee should notify the *Team* of their violation at the end of the *Match* and record it on their score sheet. At the Head Referee's discretion, repeated violations and *Disqualifications* for a single *Team* may lead to its *Disqualification* for the entire event.

Finals Match – A *Teamwork Match* used to determine the Teamwork Challenge champions.

Practice Match – An un-scored *Match* used to provide time for teams to get acquainted with the official playing field.

Qualifying Match – A *Teamwork Match* used to determine the event rankings.



Teamwork Challenge

Practice Matches


At the event, *Practice Matches* may be played from registration time until the *Team* meeting begins. Every effort will be made to equalize practice time for all *Teams*, but these *Matches* may be held on a first-come, first-served basis. These *Matches* are not scored, and will not affect *Team* ranking.

Qualifying Match Schedule

- The *Qualifying Match* schedule will be available prior to opening ceremonies on the day of the event. This schedule will indicate *Alliance* partners and *Match* pairings. For events with multiple *Fields*, the schedule will also indicate on which *Field* the *Match* will take place.
- The *Qualifying Matches* will start immediately after opening ceremonies in accordance with the *Qualifying Match* schedule.
- *Teams* will be randomly assigned an *Alliance* partner to collaborate in each *Qualifying Match*.
- All *Teams* will be scored on the same number of *Qualifying Matches*.
 - In some cases, a *Team* will be asked to play in an additional *Qualifying Match*, but this extra *Match* will not count towards their overall ranking.

Teamwork Challenge Rankings

- At the conclusion of each *Match*, the *Alliance Score* will be determined.
 - Each *Team* will receive the points scored for the *Alliance Score*.
- If no member of a *Team* is present in the *Driver Station* at the start of a *Qualifying Match*, that *Team* is considered a “no show” and will receive zero (0) points.
 - The *Alliance* partner that does play will still receive all points scored in this *Match*.
- Points earned in each *Qualifying Match* are added to get the *Team's* total qualifying points.
- A certain amount of a *Team's* lowest scores will not count towards their rankings.
 - If an event has between four (4) and seven (7) *Qualifying Matches* per *Team* (i.e. “rounds”), then each *Team's* lowest score will not be counted towards their rankings.
 - If an event has between eight (8) and eleven (11) rounds, then each *Team's* two (2) lowest scores will not be counted.
 - If an event has twelve (12) or more rounds, then each *Team's* three (3) lowest scores will not be counted.
- *Teams* are ranked by their average *Match* points. This average is calculated using the total qualifying points, excluding the lowest-scoring *Matches*, as explained above.
- Ties in ranking are broken by:
 - Removing each *Team's* lowest score and comparing the new average score.
 - If still tied, the next lowest score will be removed (on through all scores).
 - If still tied, teams will be sorted by a random electronic draw.



Teamwork Challenge Finals Matches

- At the conclusion of *Qualification Matches*, the top *Teams* will advance to *Finals Matches*.
- The number of *Finals Matches* will be determined by the event organizers.
- The first and second ranked *Teams* form an *Alliance*, third and fourth ranked *Teams* form another *Alliance* (and so on) for the *Finals Matches*.
- Starting with the lowest ranked *Alliance*, each *Alliance* participates in one (1) *Finals Match*. After all *Finals Matches* are played, the *Alliance* with the highest score of those *Matches* is the Teamwork Champion. The *Alliance* with the second highest score finishes in second place, and so on.
- If there is a tie for first place, the tied *Alliances* will each play one tiebreaker *Match*. The *Alliance* with the highest score in their tiebreaker *Match* will be declared the winner.
 - If there is a tie in the tiebreaker *Matches*, a second set of tiebreaker *Matches* (one (1) per *Alliance*) will take place. The *Team* with the highest score in the second tiebreaker *Match* will be declared the winner.
 - If they remain tied after the second set of *Matches*, then the higher seeded *Alliance* will be declared the winner. (Thus, the lower seeded *Alliance* must exceed the higher seeded *Alliance* in order to be declared the winner.)
- If there is a tie other than first place, the higher seeded *Alliance* will receive the higher rank. For example, if the #4 and #6 *Alliances* both post a score that ties them for 3rd place, the #4 *Alliance* will be considered the 3rd place *Alliance*, and the #6 *Alliance* would be considered the 4th place *Alliance*.

Teamwork Challenge Rules


<T1> Referees have ultimate authority during the event, including all three types of *Matches*. **The Referees' rulings are final.**

- a. Referees and event staff are not allowed to review any photo or video *Match* recordings to settle disputes.
- b. Referees will review the *Field* at the end of each *Match* and accurately record the game score. If there is a disagreement with the scoring, only the *Drivers*, not an adult, may share their questions or concerns with the referee. **Once the *Field* is cleared for the next *Match*, *Drivers* can no longer dispute the *Match* score.**

<T2> The only people from a *Team* permitted to be by the playing *Field* are the two *Drivers*, who are identified by their drive team badges. These badges are interchangeable, but not during a *Match*.

<T3> During *Matches*, two (2) *Teams* form an *Alliance* that will play on the *Field*.

<T4> There are no time outs in *Qualifying Matches* or *Finals Matches*.



<T5> If an *Alliance* wants to end a *Qualifying Match* or a *Finals Match* early, both *Teams* should signal the referee by placing their controllers on the ground. The referee will then signal to the *Teams* that the *Match* is over and will begin to tally the score.

<T6> At many events, the playing *Field* will be placed on the ground. Some events may choose to elevate their *Fields*. At the 2019 VEX Robotics World Championship, the *Fields* will be 18" high.

Robot Skills Challenge

Robot Skills Challenge Rules

Please note that all rules from "The Game" section of the manual apply to Robot Skills, unless otherwise specified.

At the beginning of each *Skills Match*, the *Robot* may be placed in either of the two (2) *Starting Positions* on the *Field*.


Robot Skills Challenge Scoring

All scoring is the same as outlined in "The Game" section of this manual.

- A *Hub* that is *Low Scored* in a *Building Zone* is worth one (1) point.
- A *Hub* that is *High Scored* in a *Building Zone* is worth two (2) points.
- A *Bonus Hub* that is *Removed* from its *Bonus Peg* is worth one (1) point.
- A *Bonus Hub* that is *Low Scored* in a *Building Zone* is worth two (2) points.
- A *Bonus Hub* that is *High Scored* in a *Building Zone* is worth four (4) points.
- A *Parked Robot* is worth one (1) point.
- A *Low Hanging Robot* is worth two (2) points.
- A *High Hanging Robot* is worth four (4) points.

Robot Skills Challenge Format

- The Robot Skills Challenge *Field* is set up as described in "The Game" section of this manual.
- *Teams* will play *Skills Matches* on a "first come, first served" basis.
- The Event Partner will determine how many *Skills Matches* a given *Team* is allowed to play.
- There will be two (2) *Drivers* for a *Driving Skills Match*. *Drivers* must switch their controller with between thirty-five (:35) and twenty-five (:25) seconds remaining in the *Driving Skills Match*. If a *Team* only has one (1) *Driver*, that *Student* may only operate the *Robot* for a maximum of thirty-five (35) seconds.



Programming Skills Match Specific Rules

<PSC1> A *Team* may handle their *Robot* as many times as desired during a *Programming Skills Match*.

- a. Upon handling the *Robot*, it must be immediately brought back to any legal *Starting Position*.
 - i. *Drivers* may reset or adjust the *Robot* as desired from this position, including pressing buttons on the Robot Brain or activating sensors.
- b. If the *Robot* is possessing any *Hubs* when the *Robot* is being handled, these *Hubs* will be removed from the *Field* and can no longer be used.
- c. If there are any *Hubs* in the 11"x20" *Starting Position* where the *Robot* is being placed, these may be moved out of the *Starting Position*, provided that they are not moved into a *Scored* position and are not moved as part of a strategy to gain an advantage.

<PSC2> *Teams* must bring their VEX IQ Controller to the field with them. Although *Drivers* will start the *Robot* by pressing a button on the Robot Brain or manually activating a sensor, they may not otherwise engage the *Robot* with the VEX IQ Controller during the *Programming Skills Match*. The VEX IQ Controller must be turned OFF during the *Programming Skills Match*.

- a. Because there is no VEX IQ Controller handoff, only one (1) *Driver* is required for *Programming Skills Matches* (though *Teams* may still have two (2) if desired). <G7> still applies to any *Drivers* participating in the *Match*.

Robot Skills Challenge Rankings

- For each Skills Match teams are awarded a score based on the above scoring rules.
- Teams will be ranked based on the sum of their highest Programming Skills Match score and Driving Skills Match score, with the team with the highest sum being declared the Robot Skills Challenge Winner.
- In the case where two teams are tied for the highest score, the tie will be broken by looking at both teams' next highest Programming Skills Match score. If the teams remain tied, the tie will be broken by looking at both teams' next highest Driver Skills Match score. This process will repeat until the tie is broken.
- If the tie cannot be broken (i.e. both teams have the exact same scores for each Programming Skills Match and Driver Skills Match), then the following ordered criteria will be used to determine which team had the "best" Programming Skills Match:
 - Number of points for High Scored Hubs and Bonus Hubs
 - Number of points for Low Scored Hubs and Bonus Hubs
 - Number of points for High Hanging
 - Number of points for Parking

VEX IQ Challenge Next Level – Game Manual



- If the tie still cannot be broken, the same process in the step above will be applied to the teams' highest Driver Skills Match.
- If the tie still isn't broken, events may choose to allow teams to have one more deciding match or both teams will be declared the winner.